

Year: XIX

ISSUE: 177

Volume: 227

**Nepal Telecommunications Authority**

# **Telecommunication Insight**

**Asoj, 2080 (18 September-17 October 2023)**

P.O. Box No. 9754  
Jamal, Kathmandu, Nepal  
Phone No.: +977-1-5355474  
Fax No.: +977-1-5355250  
E-mail: ntra@nta.gov.np, info@nta.gov.np  
Website: www.nta.gov.np

Published on  
Magh, 2080

## Contents

1. Voice Telephony .....	3
1.1 Subscription of Voice Telephony Service .....	3
1.2 Growth of GSM/ IMT Subscribers (Based on SIM Subscription) .....	3
1.3 Service wise Market Proportion of Voice Service (Based on Active Subscribers) .....	4
1.4 Operator-wise Market Proportion of Voice Service (Based on Active Subscribers).....	4
1.5 Population Penetration (%) of Voice Service (Based on Active Subscribers).....	5
1.6 VoLTE Users.....	5
2. Internet Service .....	6
2.1 Subscription of Broadband Internet Service.....	6
2.2 Growth of Broadband Internet Users (Based on Total Subscription).....	7
2.3 Market Proportion of Data Service (Technology-wise Active Subscribers).....	7
2.4 Market Proportion of Mobile Broadband Service (Based on Active Subscribers) .....	7
2.5 Population Penetration of Broadband Service (Based on Active Subscribers) .....	8
2.6 Number of Subscribers (Fixed Internet Services).....	8
2.7 Market proportion of Fixed Broadband service (Operator-wise).....	9
2.8 Technology used in Broadband Service (Based on Total Subscription).....	9
3. International Bandwidth.....	10
4. Coverage Map (GSM/ IMT) .....	10
4.1 Coverage (Nepal Telecom) .....	10
4.2 Coverage (Ncell Axiata).....	12
4.3 GSM/ IMT Coverage map of Nepal. ....	13
4.4 Summary of Telecommunication Infrastructure.....	14
5. NTA Activities .....	14
5.1 Licensing .....	14
5.2 Type Approval.....	15
5.3 Numbering.....	15
5.4 Complaints Resolution .....	15

# 1. Voice Telephony

## 1.1 Subscription of Voice Telephony Service

Operator	Service	Technology	Koshi Province	Madhesh Province	Bagamati Province	Gandaki Province	Lumbini Province	Karnali Province	Su.Pa. Province	Total	
Nepal Telecom	Fixed	PSTN								276,407	606,299
		FTTH Voice								329,510	
		VSAT								382	
		WLL##									
	Mobile	CDMA##									All Subscribers 34,122,574
		GSM/IMT (Total)								20,887,859	
		GSM/IMT (VLR)#								11,648,937	
		GSM/IMT (Total)								13,234,715	
Ncell Axiata Ltd.		GSM/IMT (VLR)#								12,964,212	Active Subscribers 24,613,149
		GSM/IMT (Total)								2,986	2,986
Others	GMPCS	GMPCS								2,986	2,986
Total (All Subscribers)										34,731,859	
Total (Active Subscribers)										25,222,434	

Voice Telephony Service	Fixed	Mobile	GMPCS	Total
Population Penetration (%) based on Total Subscribers	2.08	117.00	0.01	119.09
Population Penetration (%) based on Active Subscribers	2.08	84.39	0.01	86.48
Market Proportion (%) based on Total Subscribers	1.75	98.25	0.01	100.00
Market Proportion (%) based on Active Subscribers	2.40	97.58	0.01	100.00

### Remarks:

Population Projection (2011-2031): 2,91,64,578 (Source: cbs.gov.np)

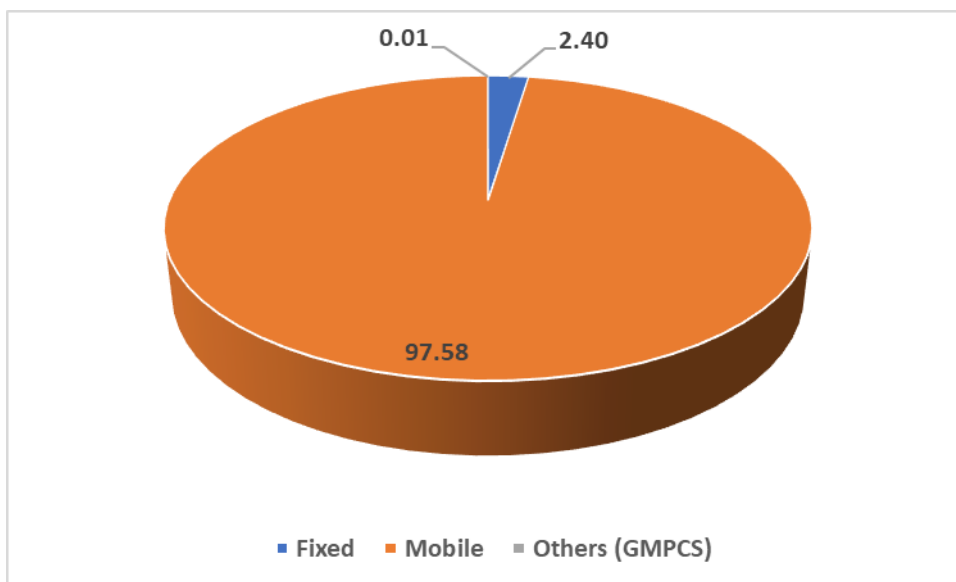
# VLR data indicates the number of active subscribers for the month.

## CDMA/ WLL service phased out by Nepal Telecom from Shrawan, 2080.

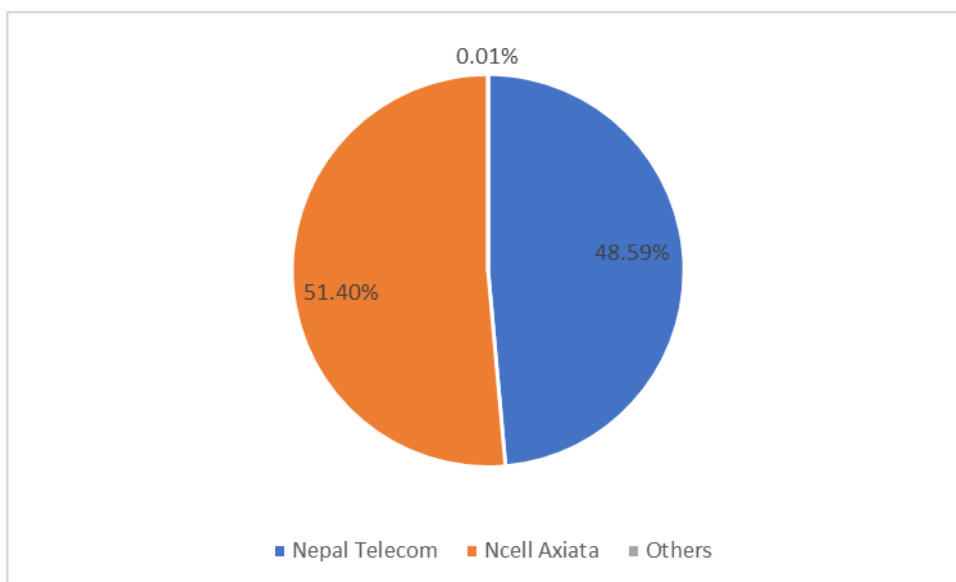
## 1.2 Growth of GSM/ IMT Subscribers (Based on SIM Subscription)

Operator	This Quarter	Previous Quarter	Growth (%) from Previous Quarter
	(Asoj 2080)	(Asar 2080)	
Nepal Telecom	20,887,859	20,394,953	2.41
Ncell Axiata	13,234,715	13,233,398	0.01
Total	34,122,574	33,628,351	1.47

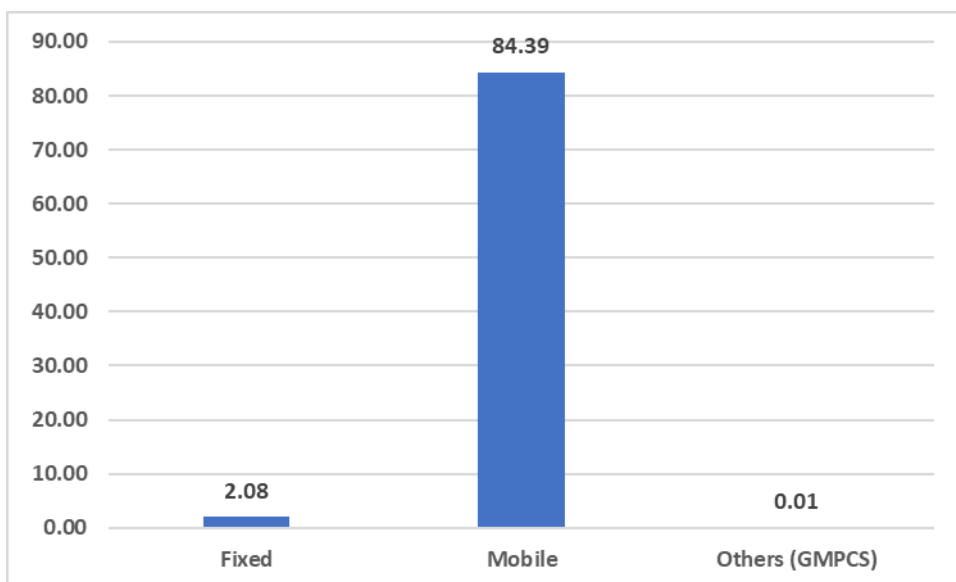
### 1.3 Service wise Market Proportion of Voice Service (Based on Active Subscribers)



### 1.4 Operator-wise Market Proportion of Voice Service (Based on Active Subscribers)



### 1.5 Population Penetration (%) of Voice Service (Based on Active Subscribers)



### 1.6 VoLTE Users

Operator	Number of VoLTE users (VLR)
Nepal Telecom	1,377,403
Ncell Axiata	880,068
<b>Total</b>	<b>2,257,471</b>

## 2. Internet Service

### 2.1 Subscription of Broadband Internet Service

Services		Users			Total
		Nepal Telecom	Ncell Axiata	ISPs	
Fixed Broadband (Wired)	ADSL/ Cable	142,375	-	5,642	148,016
	FTTH	1,160,196	-	11,355,729	12,515,925
Fixed Broadband (Wireless)	Radio (WIFI)	-	-	58,370	58,370
Mobile Broadband	3G (Total)	5,945,774		-	7,778,098
	3G (VLR)#	1,702,942	1,832,324		3,535,266
	4G (Total)	13,514,657		-	20,400,309
	4G (VLR)#	5,849,925	6,885,652		12,735,577
	EVDO##				-
Total (All Subscribers)		20,763,001		11,419,741	
Total (Active Subscribers)		8,713,063	8,717,976		

Broadband Services	Fixed Broadband (Wired)	Fixed Broadband (Wireless)	Mobile Broadband	Total
Population Penetration (%) based on Total Subscribers	43.23	0.199	96.20	139.63
Population Penetration (%) based on Active Subscribers	43.23	0.199	55.55	98.98
Market Proportion (%) based on Total Subscribers	30.96	0.143	68.89	100.00
Market Proportion (%) based on Active Subscribers	43.68	0.201	56.12	100.00

#### Remarks:

Data/Internet Service through GPRS Service is excluded in Broadband subscription.

1 Connection equal to 4.37 subscribers for fixed broadband (Source: cbs.gov.np)

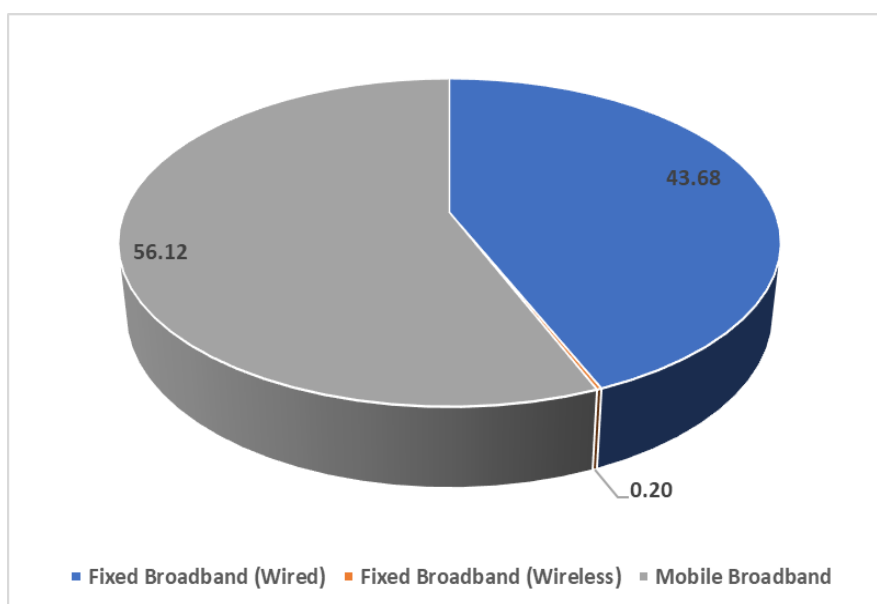
# VLR data indicates the number of active subscribers for the month.

## EVDO service phased out by Nepal Telecom from Shrawan, 2080.

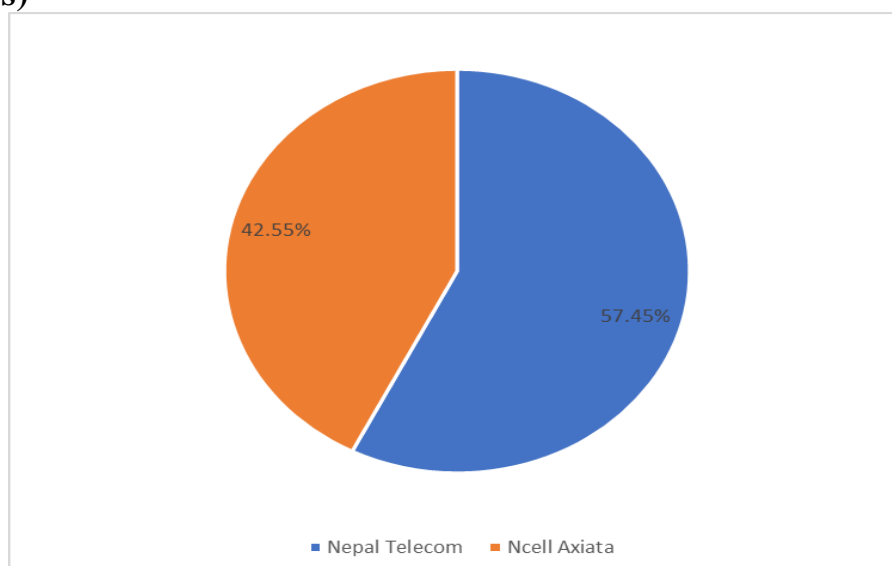
## 2.2 Growth of Broadband Internet Users (Based on Total Subscription)

Services	This Quarter	Previous Quarter	Growth (%) from Previous Quarter
	(Asoj 2080)	(Asar 2080)	
Fixed Broadband (Wired)	12,663,941	11,743,546	7.84
Fixed Broadband (Wireless)	58,370	61,984	-5.83
Mobile Broadband	28,178,407	28,002,475	0.63
<b>Total</b>	<b>40,900,718</b>	<b>39,808,005</b>	<b>2.75</b>

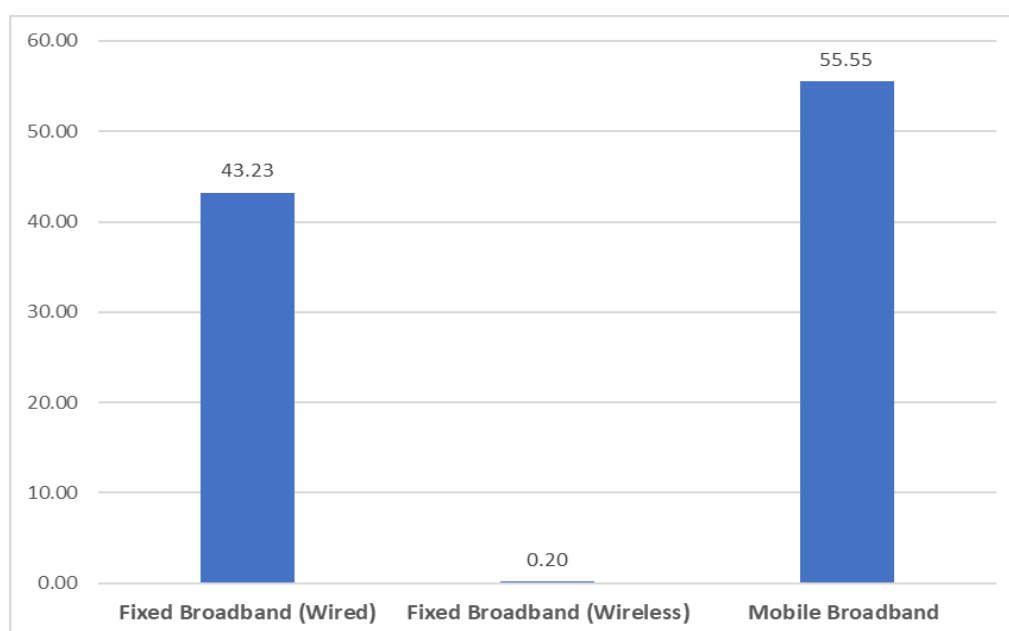
## 2.3 Market Proportion of Data Service (Technology-wise Active Subscribers)



## 2.4 Market Proportion of Mobile Broadband Service (Based on Active Subscribers)



## 2.5 Population Penetration of Broadband Service (Based on Active Subscribers)



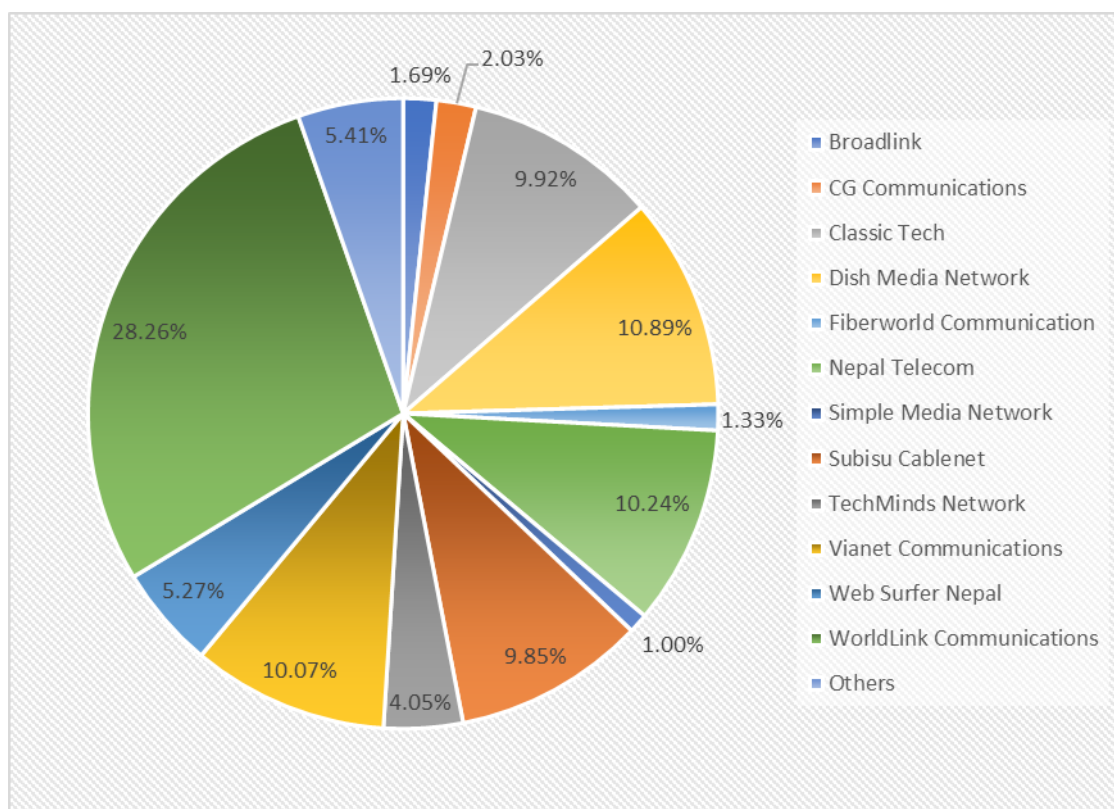
## 2.6 Number of Subscribers (Fixed Internet Services)

S. N.	Operator	Fiber	ADSL/ Cable	Wireless	Total
1	Arrownnet Pvt. Ltd., Tripureshwor, Kathmandu*	13,798		74	13,872
2	Broadlink Network & Communication Limited, Kathmandu	49,050		160	49,210
3	CG Communications Ltd.	59,159			59,159
4	Classic Tech Pvt. Ltd., Baneshwor, Kathamandu	288,108		703	288,811
5	DG Link Network Pvt. Ltd., Tanahun	656			656
6	Dish Media Network Ltd., Kathmandu*	317,031			317,031
7	Eastlink Technology Pvt. Ltd., Tripureshwor, Kathamandu*	6,043			6,043
8	Fiberworld Communication Pvt Ltd, Nawalparasi	38,695			38,695
9	First Link communication Pvt.Ltd.	10,364			10,364
10	Konnnect Nepal Network Nepal*	18,510		60	18,570
11	Nepal Doorsanchar Company Limited (Nepal Telecom)	265,491	32,580		298,071
12	Net Max Technologies P. Ltd, Anamnagar, Kathmandu*	8,467		91	8,558
13	Pokhara Internet Pvt. Ltd., Pokhara, Kaski*	9,500		198	9,698
14	SajiloNet Pvt. Ltd.	7,728			7,728
15	Simple Media Network Pvt.Ltd., Kathmandu*	29,055			29,055
16	Subisu Cablenet Ltd. Baluwatar, Kathmandu	284,219	19	2,536	286,774
17	TechMinds Network Pvt.Ltd., Narayangarh, Chitwan*	116,855		1,125	117,980
18	Vianet communications Limited, Jawalakhel, Lalitpur	293,236			293,236
19	Web Surfer Nepal Communication. System Pvt. Ltd Kathmandu	151,247		2,051	153,298
20	WorldLink Communications Ltd. Jawalakhel, Lalitpur	821,954	32	623	822,609
	Others	74,890	1,240	5,736	81,866
	<b>Total</b>	<b>2,864,056</b>	<b>33,871</b>	<b>13,357</b>	<b>2,911,284</b>

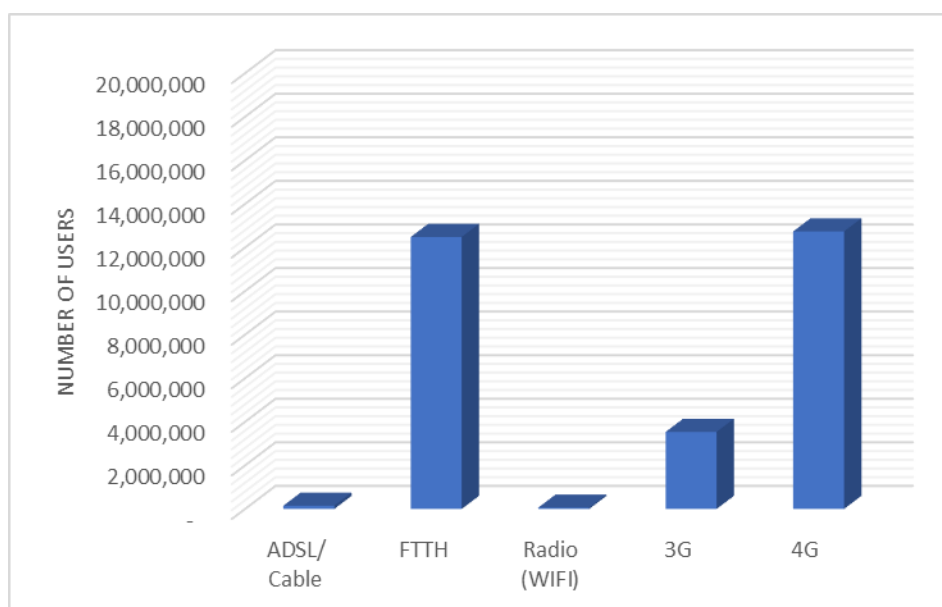
\* Data for Asoj, 2080 are similar to that of Bhadra, 2080.



## 2.7 Market proportion of Fixed Broadband service (Operator-wise)



## 2.8 Technology used in Broadband Service (Based on Total Subscription)

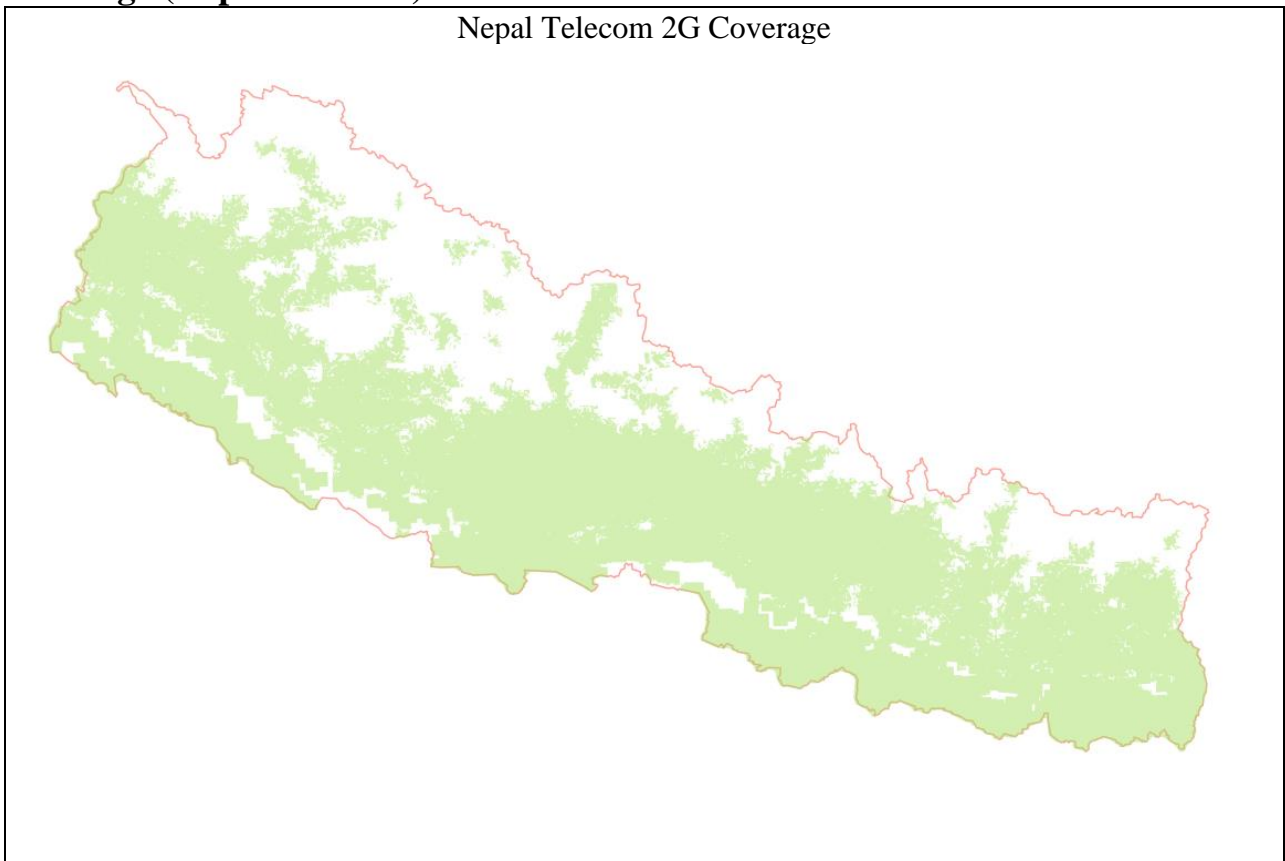


### 3. International Bandwidth

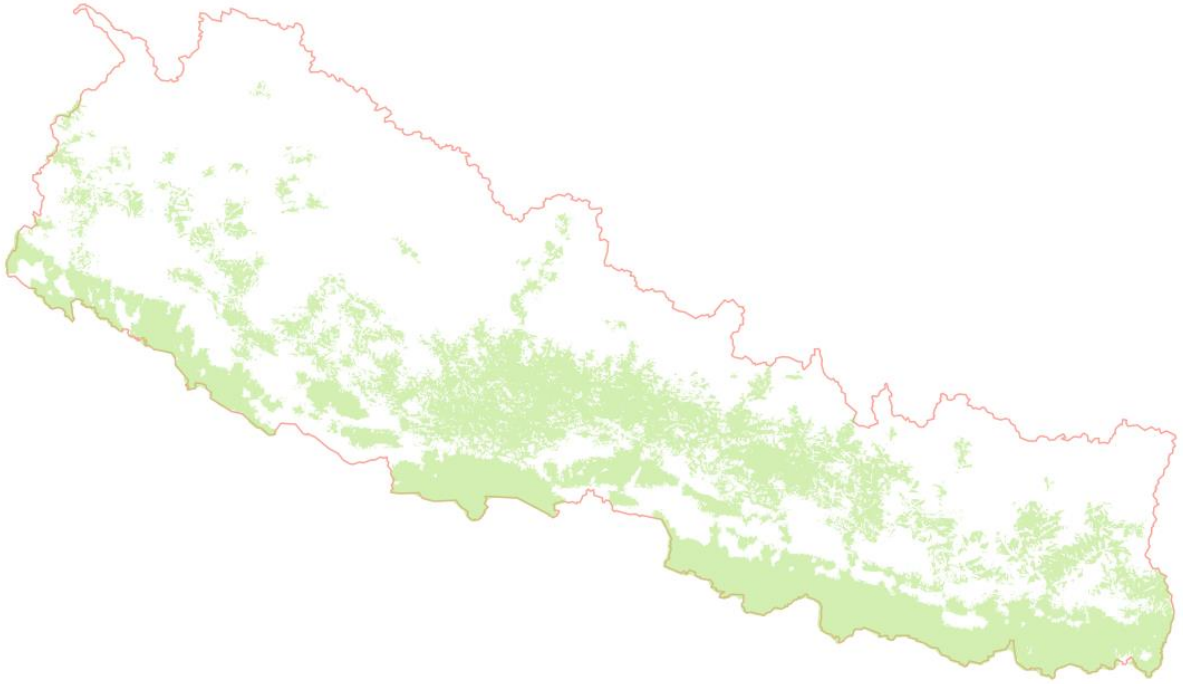
Operator	Capacity (Gbps)
CG Communications Ltd.	15
Classic Tech Pvt. Ltd.	60
Communication and Communication Nepal Pvt. Ltd.	7
Dish Media Network Ltd.	150
Mercantile Communication Pvt. Ltd.	2
Ncell Axiata Ltd.	140
Nepal Digital Service Pvt. Ltd.	200
Nepal Doorsanchar Company Ltd.	251
Subisu Cablenet Ltd.	180
Vianet communications Ltd.	130
WorldLink Communications Ltd.	500
<b>Total</b>	<b>1628</b>

### 4. Coverage Map (GSM/ IMT)

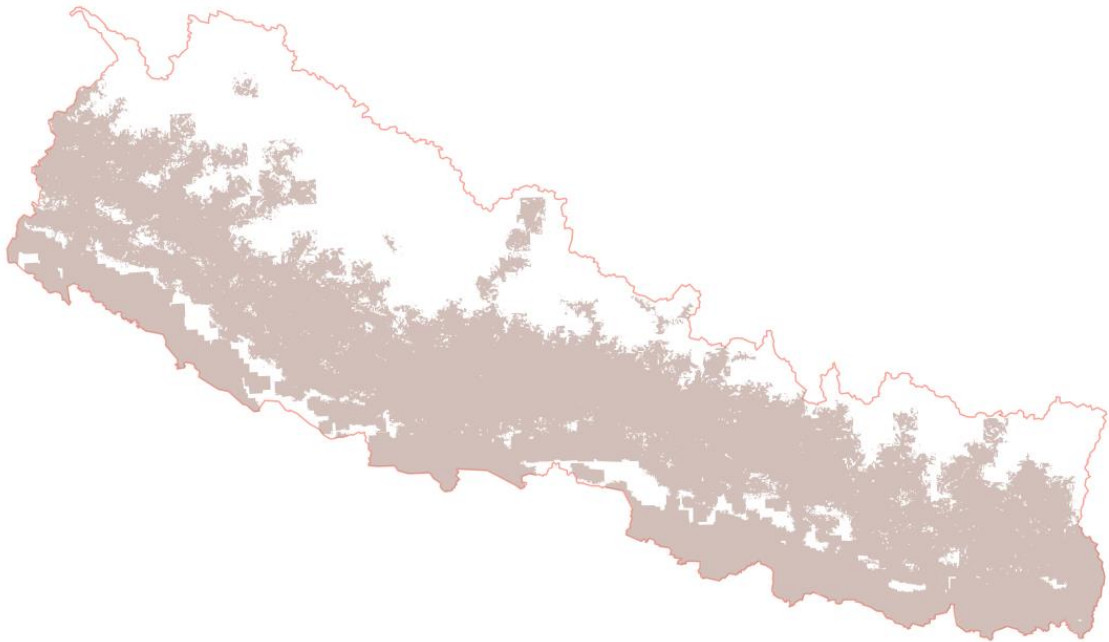
#### 4.1 Coverage (Nepal Telecom)



Nepal Telecom 3G Coverage

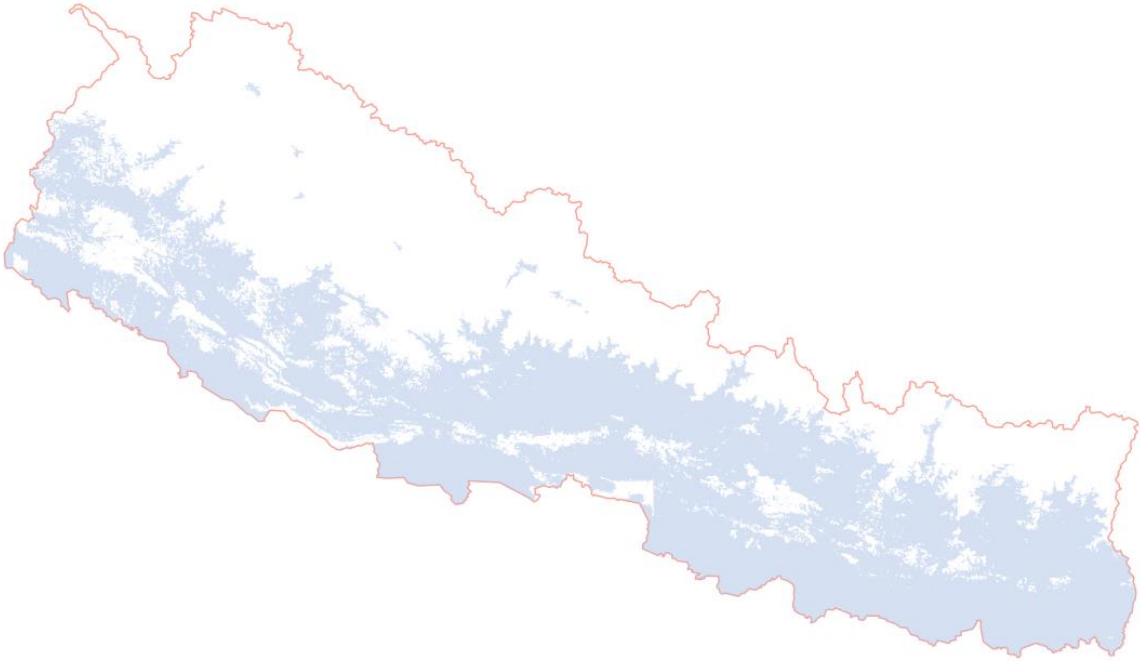


Nepal Telecom 4G Coverage

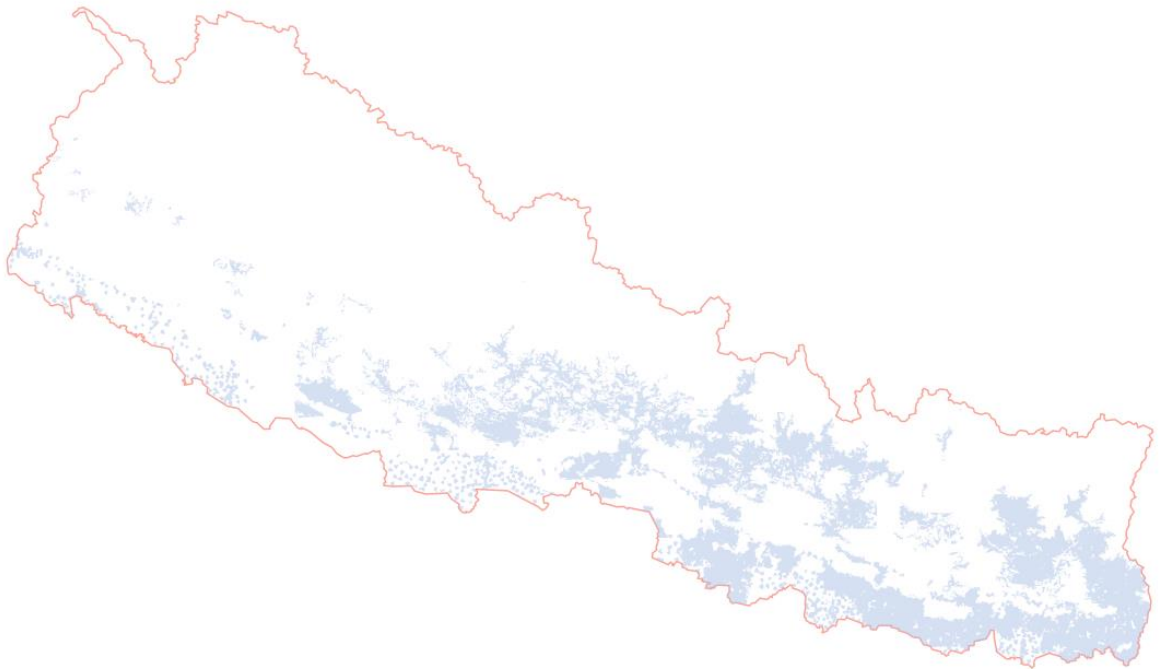


## 4.2 Coverage (Ncell Axiata)

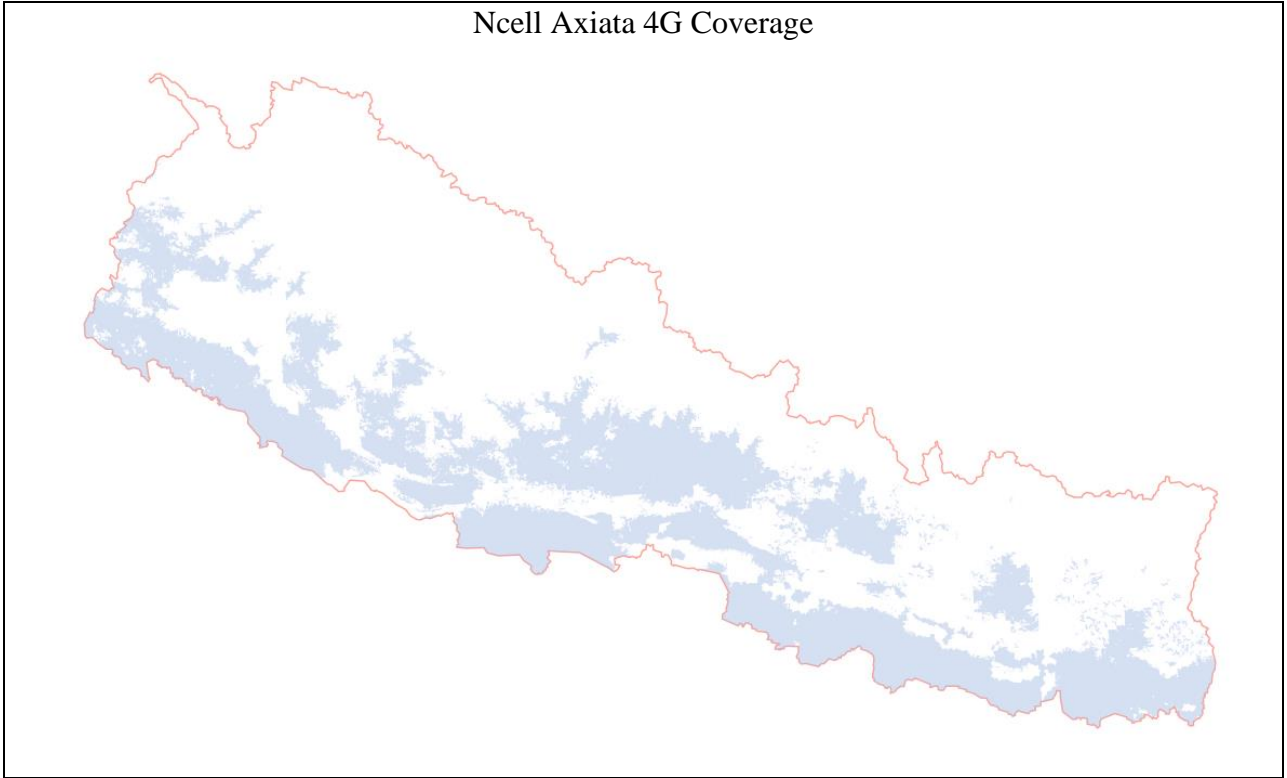
Ncell Axiata 2G Coverage



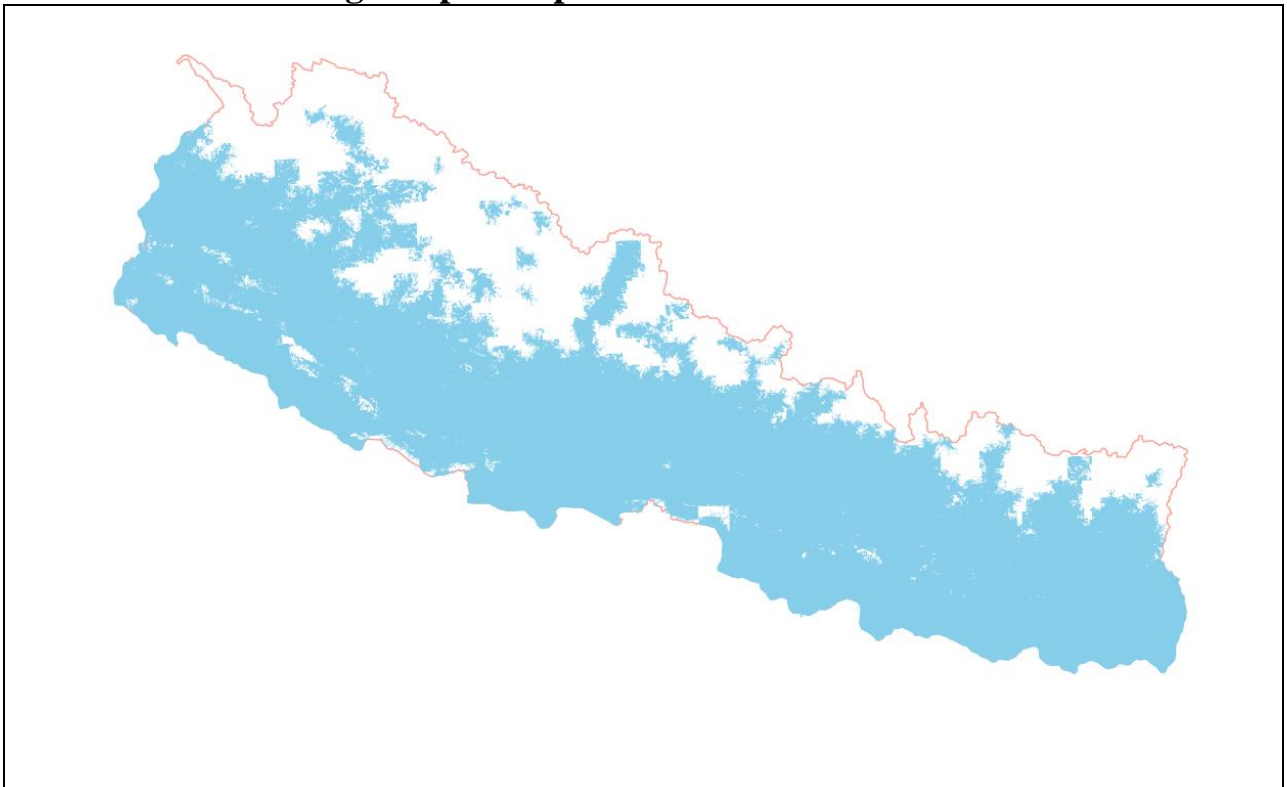
Ncell Axiata 3G Coverage



Ncell Axiata 4G Coverage



**4.3 GSM/ IMT Coverage map of Nepal.**



#### 4.4 Summary of Telecommunication Infrastructure.

S.N.	Particular	Quantity
1.	Number of Mobile Tower (2G)	8594
2.	Number of Mobile Tower (3G)	6257
3.	Number of Mobile Tower (4G)	8460
4.	Number of Microwave Links	6128

### 5. NTA Activities

#### 5.1 Licensing

##### Licenses Issued as of Asoj, 2080

S.N.	Name of the Services	Number of Licensees
1.	Basic Telecommunications Service	1
2.	Basic Telephone Service	1
3.	GSM Cellular Mobile Service	2
4.	Network Service Provider	23
5.	VSAT Users	11
6.	Internet (With E-mail) Service	128
7.	GMPCS Service	2
8.	Rural Telecom Service	1
9.	International Trunk Telephone Service	1
10.	VSAT Users (Rural Area)	79
11.	Rural Internet (With Email) Service	3
Total		252

## 5.2 Type Approval

	2080/081	Shrawan	Bhadra	Ashwin	Total
GSM Handset	Permanent (PP)	22	8	11	41
	Provisional (P)	36	21	38	95
GSM Device	Permanent (PP)	4		5	9
	Provisional (P)	9		16	25
Tablet	Provisional (P)	1	0	3	4
Short Range Device	Permanent (PP)	10	3	6	19
	Provisional (P)	43	44	42	129
	<b>Total</b>	<b>125</b>	<b>76</b>	<b>121</b>	<b>322</b>

## 5.3 Numbering

Short Code	Organization	VAS Operator	Purpose/Details of service	Date of issue
17199	Ncell axiata Ltd.	For Internal use	For the usage of Ncell service	2080-06-09

## 5.4 Complaints Resolution

२०८० श्रावन देखि असोज मसान्तसम्म प्राप्त गुनासो:

सि.नं	गुनासोको प्रकार	गुनासो संख्या	कैफियत
१	इन्टरनेट सेवा सम्बन्धि गुनासो		
	इन्टरनेट नचलेको	१८	
	इन्टरनेट स्पीड घट्बढ/इन्टरनेट सुस्त/प्याकेज/व्याण्डविथ	२८	
	मर्मत समस्या	६	
	बिलिंग/ क्षतिपूर्ति सम्बन्धमा	१०	
	टोल फ्री नम्बर सम्बन्धमा	३	
	राउटर समस्या	२	
	अन्य	१०	
	इन्टरनेट सेवा सम्बन्धि गुनासो जम्मा	७७	

२	Voice सेवा सम्बन्धि गुनासो		
	बिलिंग/ ब्यालेन्स समस्या	४	
	सिम कार्ड	२	
	नेटवर्क समस्या	४	
	डाटा प्याकेज समस्या	४	
	नम्बर परिवर्तन	x	
	ल्याण्डलाइन समस्या	x	
	मर्मत समस्या	x	
	अन्य	५	
	Voice सम्बन्धि गुनासो जम्मा	१९	
	कुल जम्मा	९६	

**Contact:**

Nepal Telecommunications Authority

Jamal, Kathmandu

Phone No.: +977-1-5355474

Fax No.: +977-1-5355250

E-mail: [info@nta.gov.np](mailto:info@nta.gov.np), [ntra@nta.gov.np](mailto:ntra@nta.gov.np)